

# Welcome!

LV1 U2 L2

**Hello!**

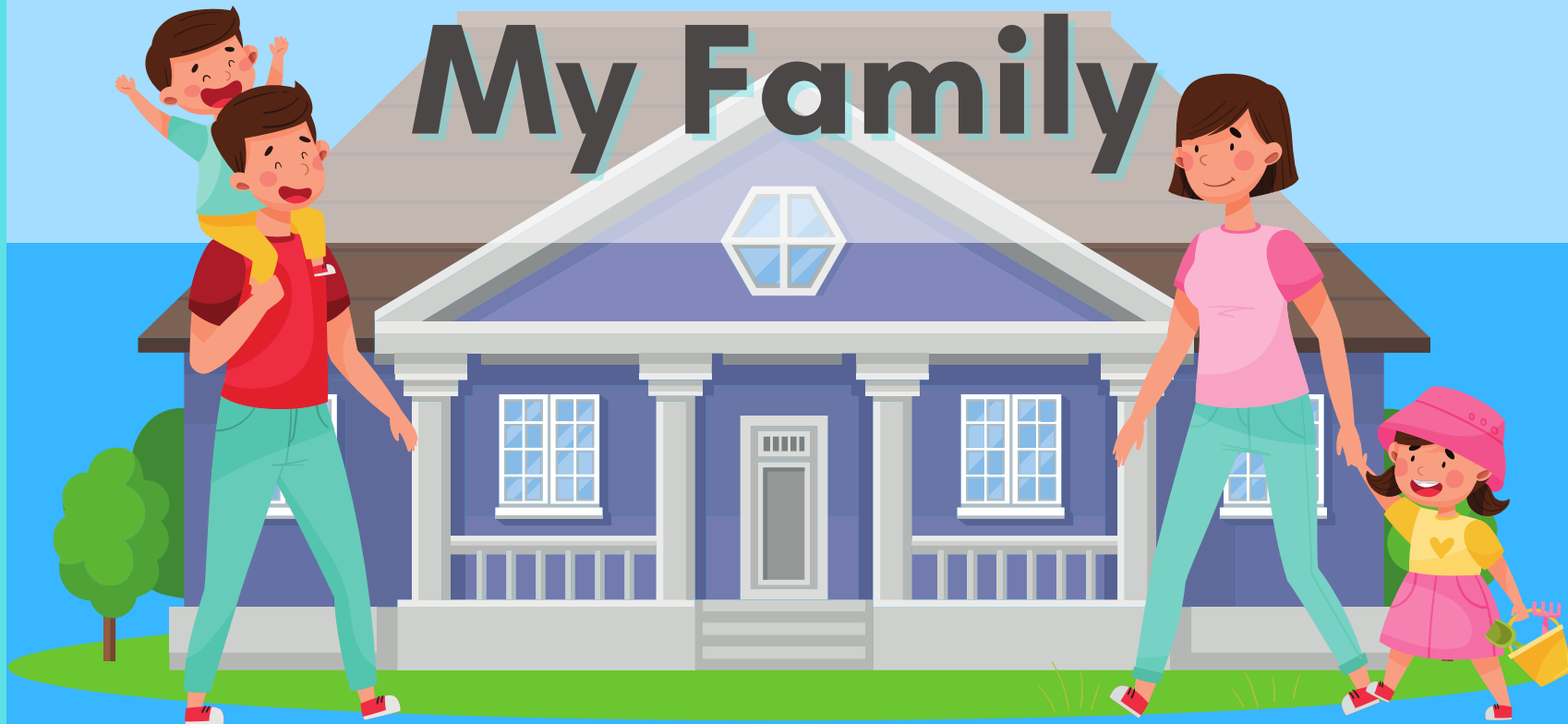
**I'm  
fine!**

**Hello,  
Teacher!**

**How are  
you?**



# My Family



# In this lesson:




grandfather



grandmother



baby



big



little




Who is she? She is my (grandfather).  
Who is he? He is my (baby brother).





**Ding-dong!**

**Who is that?**



Read and have  
the student  
repeat.



Hi,  
Grandfather!

The illustration shows a grandfather with white hair and a mustache, wearing a green bucket hat, a yellow t-shirt, and brown pants, standing in a doorway with a green suitcase. He is looking towards a young boy with brown hair, wearing a light blue t-shirt with a white star and red shorts, who is standing in a living room with his arms raised in a happy greeting. The living room has yellow floral wallpaper, a blue sofa with yellow and white striped pillows, a small wooden table with a pink vase of blue flowers, and a framed picture of a landscape with mountains, a lake, and a sun.

Read and have  
the student  
repeat.



He is my  
grandfather!

The illustration shows a young boy with brown hair, rosy cheeks, and a wide smile, wearing a light blue t-shirt with a white star and red shorts. He stands in a living room with yellow floral wallpaper, arms raised in excitement. Behind him is a blue sofa with yellow and white striped cushions. To the left, a grandfather with white hair and a mustache, wearing a green bucket hat, a yellow t-shirt, and brown pants, stands in an open doorway holding a green suitcase. A speech bubble from the boy says 'He is my grandfather!'. In the background, there is a small wooden table with a pink vase of blue flowers and a framed picture of a landscape with mountains, a lake, and a sun.

Have the student  
say "grandfather"  
and circle the  
grandfather.





Hi,  
Grandmother!

The illustration shows a young boy with brown hair and rosy cheeks, wearing a light blue t-shirt with a white star and red shorts, standing in a living room and waving his arms. He is speaking to his grandmother, who is standing in an open doorway. The grandmother has white hair in a bun, wears a green long-sleeved shirt, blue shorts, and a yellow backpack. The living room has yellow floral wallpaper, a blue sofa with yellow and white striped cushions, a small wooden table with a pink vase of blue flowers, and a framed picture of a landscape with mountains, a lake, and a sun. A grandfather with a white mustache, wearing a green hat, a yellow t-shirt, and brown pants, stands behind the boy, holding his hand. He is holding a green suitcase. The background is a solid light blue.

Read and have  
the student  
repeat.



She is my  
grandmother!

Have the student  
say "grandmother"  
and circle the  
grandmother.






I love you!


Ask the student to circle the grandmother and then the grandfather.





# little

Use TPR to  
demonstrate "little."  
Have the student  
repeat.




# The ant is little!

Read and have the student repeat. Have the student circle the ant.








big



Use TPR to  
demonstrate "big."  
Have the student  
repeat.



Read and have the  
student repeat.  
Have the student  
circle the elephant.

# The elephant is big!





Ask the student:  
"Which one is little  
/ big?" Have the  
student circle.



Hi, Baby!





He is my  
baby brother!

Have the student  
say "baby brother"  
and circle the baby.



# Is the baby little or big?




Ask the student the question and give them time to answer on their own. Assist as needed.

# The baby is little!

Read and have  
the student repeat  
after you.



A colorful illustration of a playroom. On the left, a young boy with blonde hair, wearing a light blue t-shirt with a car icon and red shorts, is standing and smiling with his arms raised. In the center, a baby with blonde hair, wearing green patterned pajamas, is sitting on a yellow rug. To the right of the baby is a large brown teddy bear. Further right is a blue toy bin filled with various toys, including a grey rabbit, a green dinosaur, a red teddy bear, a yellow windmill, and a blue car. In front of the bin are a red and white rocket, a pink doll, and a blue car. The background features a window with a city skyline view, a brown door with a blue square containing the number '1', and a brown board with the letters A, B, C, and D. A speech bubble from the boy says 'He is my little brother!'.

He is my  
little brother!

Have the student  
say "little brother"  
and circle the baby.







**Hi,  
Big Sister!**

**Hi,  
Little Brother!**

Have the student  
say "big sister" and  
"little brother."





**She is my  
big sister!**

Have the student  
circle "big sister"  
and say the target  
sentence.

Have the student  
circle "little brother"  
and say the target  
sentence.

He is my  
little brother!





# Family photo:

- 1) Circle "grandmother."
- 2) Circle "grandfather."
- 3) Circle the "baby."
- 4) Circle "big sister."
- 5) Circle "little brother."

Direct the student  
to circle the  
family members.



# Review:




grandfather



grandmother



baby



big



little



Who is she? She is my (grandfather).  
Who is he? He is my (baby brother).



Great job!





# In this lesson:




grandfather



grandmother



baby



big



little



Who is she? She is my (grandfather).  
Who is he? He is my (baby brother).



# Homework!



- Make a video holding a picture of your family. Introduce your family to your teacher. Say: "He/She is my \_\_\_\_." Send the video to your teacher.



grandfather



grandmother



baby



big



little

Who is he? He is my (grandfather).  
Who is he? He is my (baby brother).  
Who is she? She is my (big sister).

